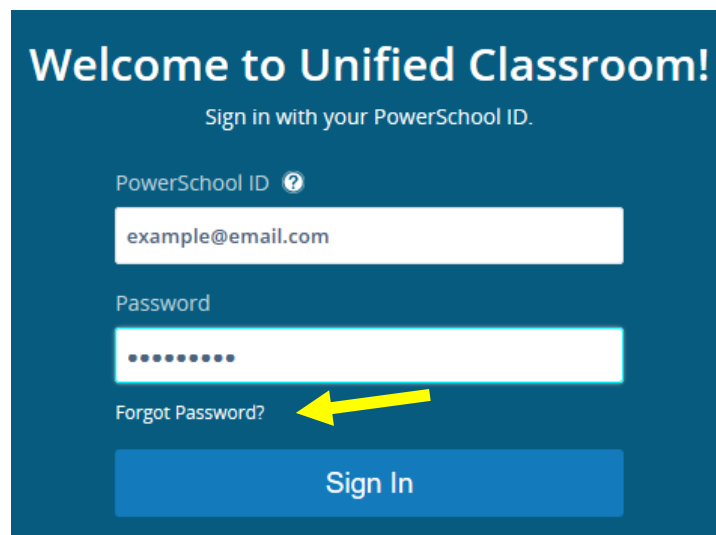


Unified Classroom 101 How to Log In – For Parents/Guardians

For Parents/Guardians with Unified Classroom Accounts: To start using Unified Classroom please follow the instructions below.

For Parents/Guardians who do not have accounts or are unsure if they have an account, please see our other guide, [New Users and How to Request a Unified Classroom Account](#). If you need help logging in for the first time, use our guide [UC Parent Portal Activation NEW USERS-2021](#).

1. Click or Enter classroom.powerschool.com to display the **Welcome to Unified Classroom!** login page.
2. Enter your **email address** that you used to create your account OR that you provided the district if your account was created for you. **Your email is your PowerSchool ID.**



3. Enter the **password you created** when activating your account and then select **Sign In**.

NOTE: Student accounts are all Google Single-Sign-On. Their login process will differ from yours.

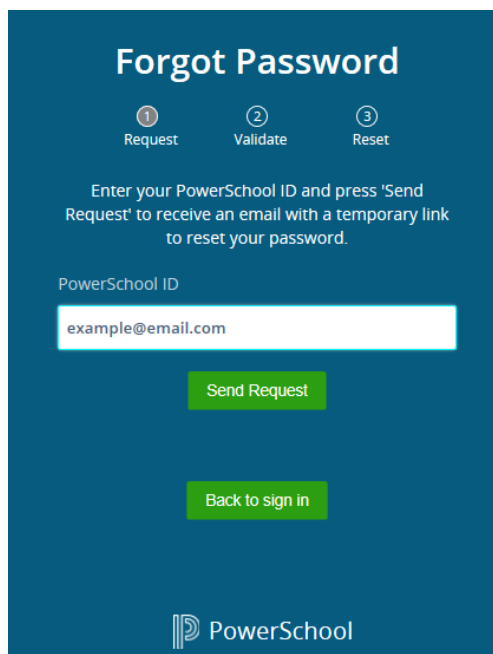
If you **forgot the password** you created, Click the **Forgot Password** link on the sign-in screen.

This will redirect you to the **Forgot Password Request** screen.

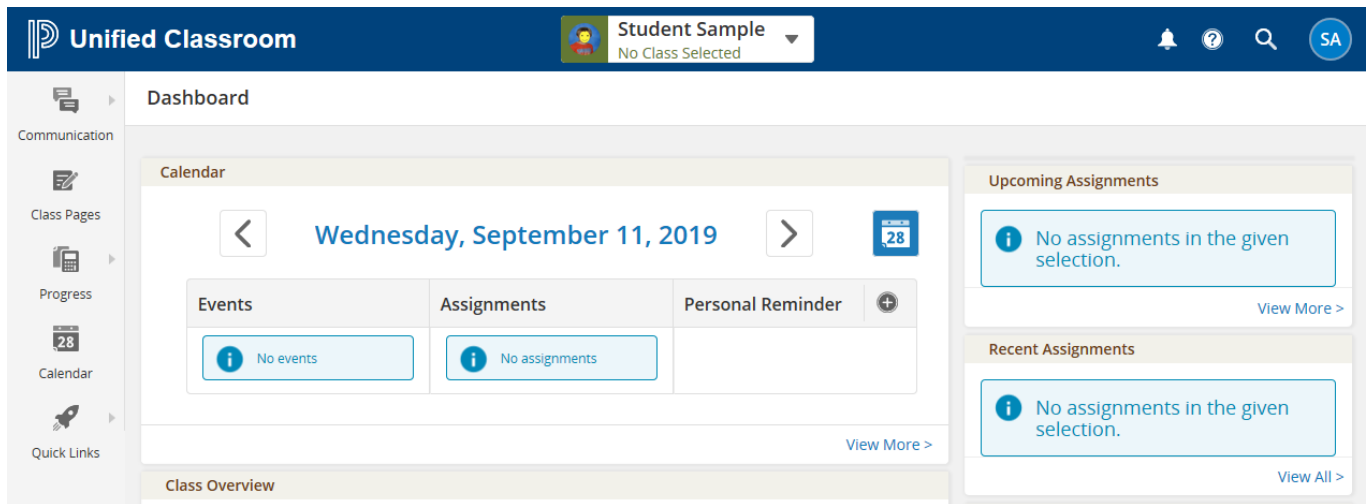
Enter your email address in the PowerSchool ID box and click **Send Request**.

If your email is found in the system you will receive an email with a temporary link to reset your password.

The email is automated by PowerSchool so if it does not appear in your inbox, check your SPAM or Junk folder.

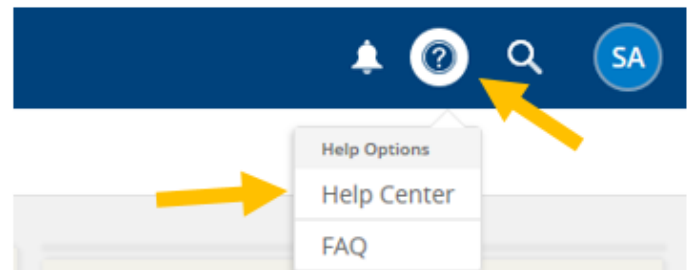


4. Once you have entered your email and password, click **Sign In**. You are now in Unified Classroom!

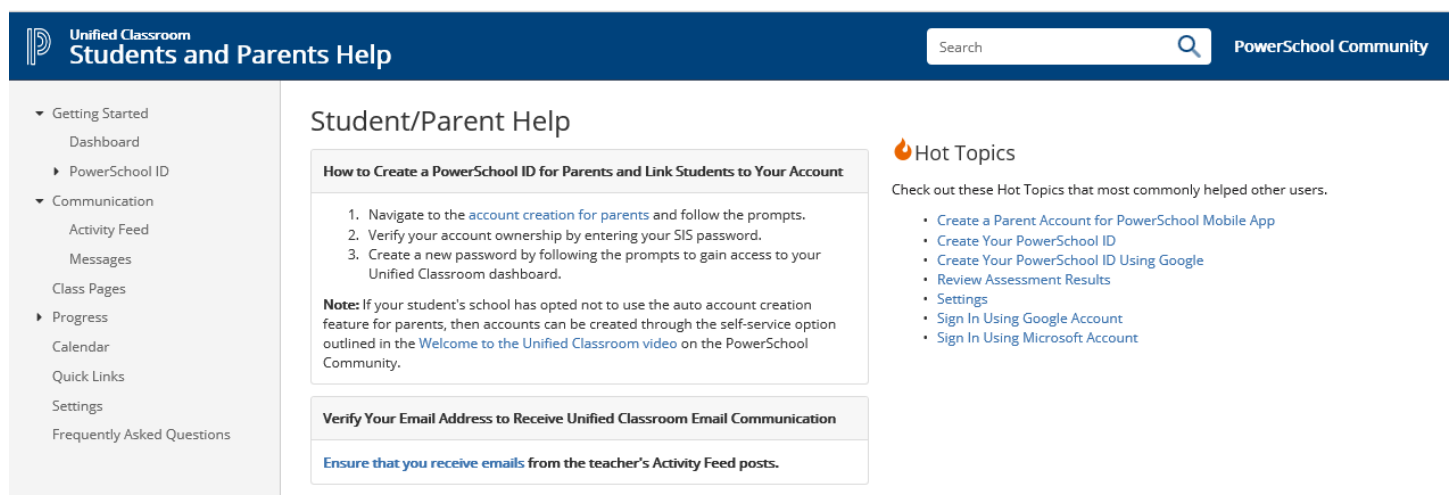


See our **Parent Portal Quick Guide** for a visual overview of how to navigate the Unified Classroom Dashboard and Parent Portal. If you have any additional questions about modifying account preferences or navigating Unified Classroom, simply click the **?** in the top right corner to access

Unified Classroom's Help Center or FAQ (Frequently Asked Questions) for Parents.



The Help Site is a valuable resource and includes important information, such as how to **Verify Your Email Address to Receive Unified Classroom Email Communication** - [Ensure that you receive emails](#) from the teacher's Activity Feed posts or tips on Navigating the Dashboard.



Please keep in mind that this help site was developed by PowerSchool to assist all their customers. Some features may not be available if not subscribed to by WSD.

Hot Topics

Check out these Hot Topics that most commonly helped other users.

- [Create a Parent Account for PowerSchool Mobile App](#)
- [Create Your PowerSchool ID](#)
- [Create Your PowerSchool ID Using Google](#)
-  [Review Assessment Results](#)
- [Settings](#)
- [Sign In Using Google Account](#)
- [Sign In Using Microsoft Account](#)

A Special Note Regarding Logging Out of Unified Classroom on a SHARED DEVICE

Unified Classroom is designed to make access for returning users easier by remembering the site last visited. Normally this isn't an issue, but **if you are sharing a device** with your student, or multiple siblings log into a home computer... **special care should be taken to ensure that each individual is accessing the correct account.** For example, if you were the last to log in/out in Chrome – when your student goes to log in, it may redirect them to your parent account. Similarly, siblings who both access their accounts via Google Single Sign On, could inadvertently log into the wrong account. If sharing devices, using different browsers solves this issue. We recommend that parents log in with Firefox, Microsoft Edge or Safari if they are sharing a home computer with a student so the student can use Chrome. It's not required, but we just want you to be aware of possible account crossover.